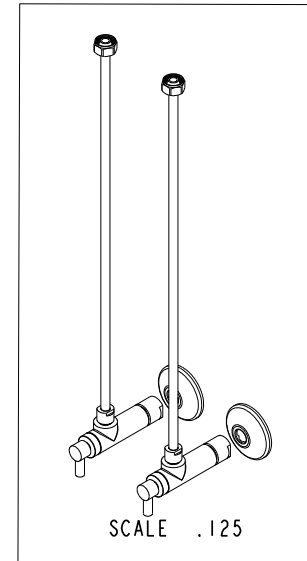
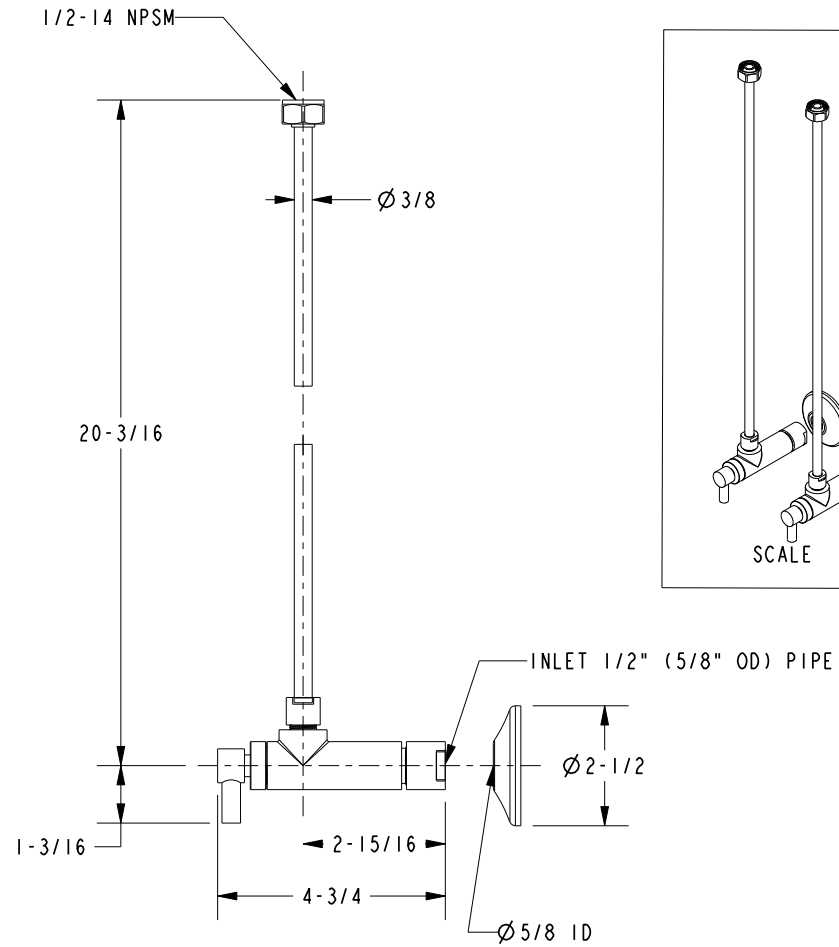
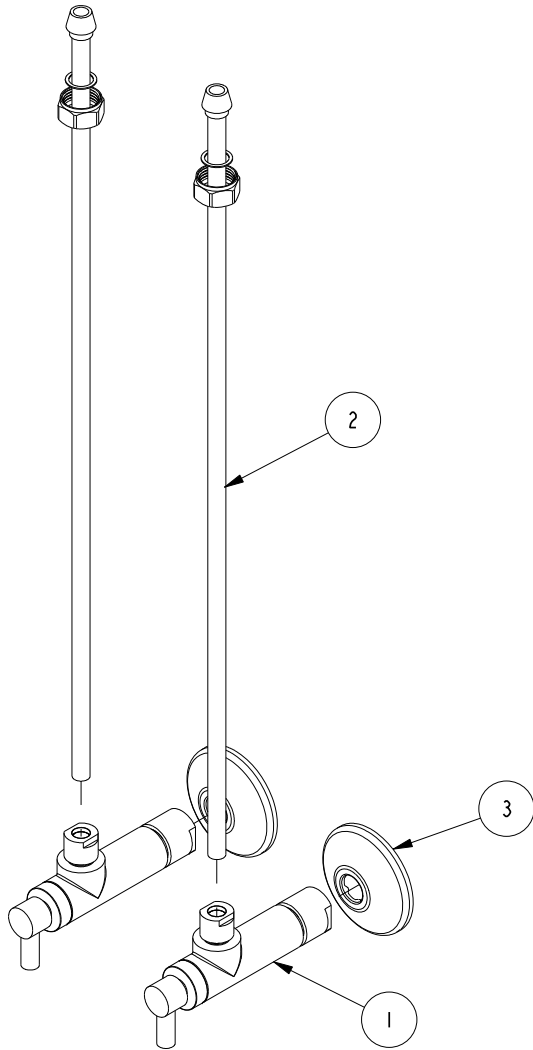


NOTES:

1. FIT / FORM / FUNCTION SHALL FOLLOW PS-E.008.

BILL OF MATERIAL (CURRENT LEVEL)

ITEM	PT/ASSY	DESCRIPTION	TYPE	QTY.
1	403-1	ANGLE VALVE, LEVER HANDLE, ROUND	ASSEMBLY	2
2	432	BULLNOSE TUBE 3/8 X 20	PART	2
3	441	GRIP FLANGE (441)	PART	2



TESTING	-	-	-	UNITS ARE: INCHES [MM] TOLERANCES ARE: FRACTIONS DECIMALS ANGLES ±1/16" .X ±.1 [2.5] ±1° .XX ±.06 [1.5]
ASSEMBLY	-	-	-	(X.XXX) DENOTES CRITICAL DIMS. ALL THREADS ARE CRITICAL
PLATING	-	-	-	
POLISHING	-	NEXT ASSY	USED ON	
MACHINING	-	APPLICATION		CHECKED - 04/19/18
TOOLING	FIXTURE #	REMOVE ALL BURRS AND SHARP EDGES		APPROVED - 04/19/07

BRASSTECH 2001 CARNEGIE AVE.
INCORPORATED SANTA ANA, CA 92705
(949) 417-5207

SUPPLY KIT 1/2CMP 3/8X20" BULLNOSE RISER

DWG NO. **493-1** REV B

SCALE .250 REF. - SHEET | OF |

ZONE	REV	DESCRIPTION	DATE	APPROVED
-	B	EN-3762	12/14/18	J.M.
-	A	EN-1919	10/04/11	-
-	-	EO-0735	04/19/07	-

COPYRIGHT 2005 BRASSTECH, INC. THESE DRAWINGS AND THE DESIGNS DEPICTED HEREIN ARE THE PROPRIETARY PROPERTY OF BRASSTECH. ANY USE OR REPRODUCTION IS SUBJECT TO THE EXPRESS APPROVAL OF BRASSTECH. UNAUTHORIZED USE IS STRICTLY PROHIBITED. ALL RIGHTS RESERVED.