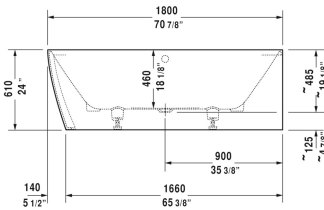
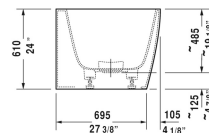
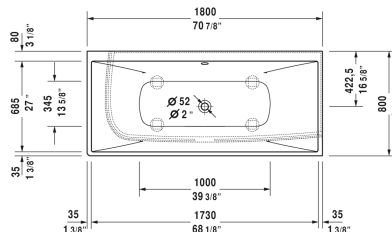


DuraSquare Bathtub # 70042800000090

< 70 7/8" Inch >



| Bathtub | Dimension | Weight | Order number |
|----------------------------------------------------------------------------------------------------------------------------------------|------------------------|----------|----------------|
| corner right, with seamless panel and support frame, with two backrest slopes, cUPC® listed*, DuraSolid® A , Filling capacity 51.5 gal | | | |
| Colors | | | |
| 00 White | | | |
| Variant | | | |
| Base tub | 70 7/8" x 31 1/2" Inch | 224.9 lb | 70042800000090 |
| Infobox | | | |
| * Complies with the following standards: CSA B45.5/IAPMO Z124 | | | |
| Suitable products | | | |
| Tile flange , | | | 790112 |
| Cable-driven waste and overflow brass, | | | 790250 |
| Drop-in drain (PVC), for all back-to-wall, corner and freestanding bathtubs, cUPC® listed*, | | | 791281 |
| Drop-in drain (ABS), for all back-to-wall, corner and freestanding bathtubs, cUPC® listed*, | | | 791282 |

All drawings contain the necessary measurements which are subject to standard tolerances. They are stated in inch & mm and are non-binding. Exact measurements, in particular for customized installation scenarios, can only be taken from the finished ceramic piece.