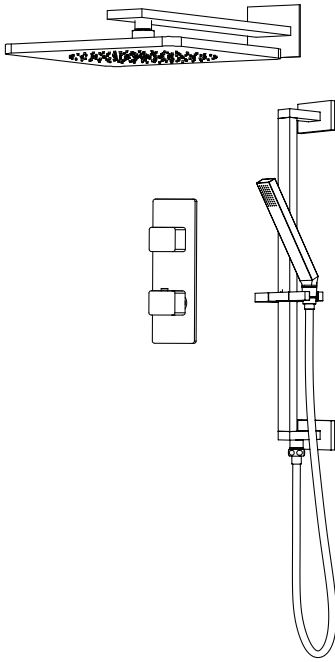


196.7350 | Two Output Shower W/ Rain Head, Hand Held & Slide Bar



COMPONENTS

- HS1060 - 16" Shower Arm
- HSB.12C - 12" Shower Head
- 196.4000VT - Shower Trim
- TVH.2717F - Shower Valve
- HS1006H - Hand Held
- 160.601024A - Slide Bar w/ Elbow
- SP.150EM - 1.5m Hose

SHOWER VALVE:

- Thermostatic shower valve
- Valve includes service stops
- Turn bottom handle to set temp.
- Top handle controls water diversion
- Includes 15109 non-shared cartridge

SHOWER HEAD:

- Solid brass construction
- 1.8 GPM flow rate

STANDARDS:

- ASME A112.18.1 / CSA B125.1

See individual component specification sheets on following pages for further details.

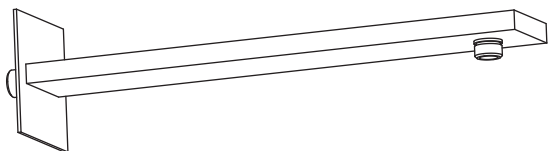
HS1060 | Square Shower Arm - 16"

SPECIFICATIONS:

- Solid Brass Shower Arm
- With Fixed Flange

FINISHES :

- Chrome - HS1060CP / Brushed Nickel - HS1060BN



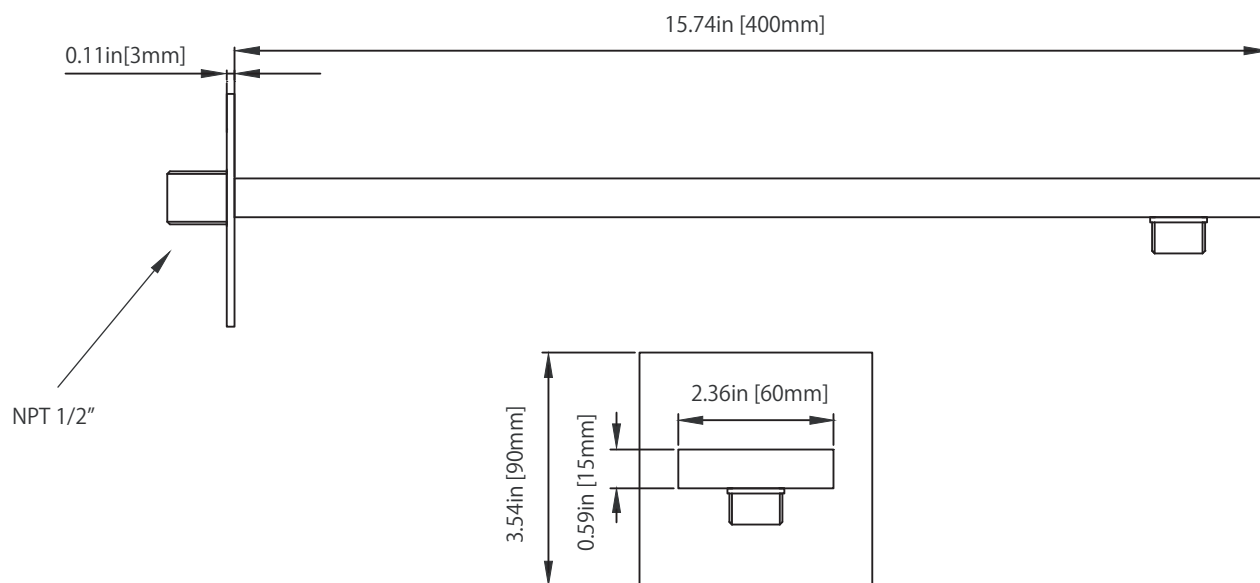
Legislation Compliance



ZeroDrip Technology



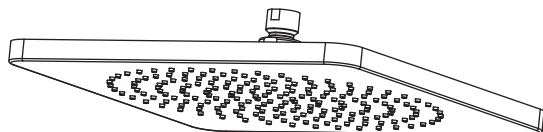
Technical Diagram



HSB.12C | 12" Brass Shower Head

SPECIFICATIONS:

- Solid Brass Shower Head
- Scrub rubber nozzles to easily clean water sediment
- 1.8 GPM Flow Rate
- 196 Nozzles



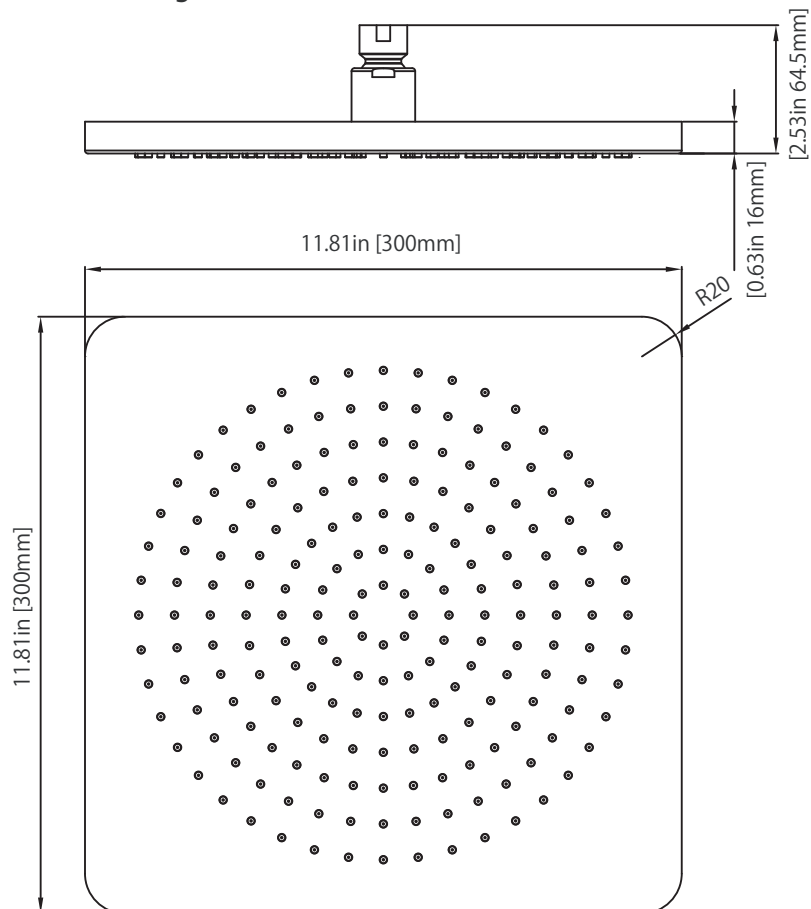
Legislation Compliance



ZeroDrip Technology

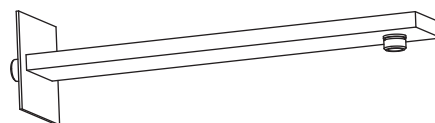


Technical Diagram



MATCHING SHOWER ARM:

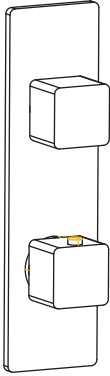
- 1) HS1060 (16" Wall Mount Shower Arm)



196.4000VT | Thermostatic Shower Trim

SPECIFICATIONS:

- Solid Brass construction
- Valve not included - Trim only
- Turn bottom handle to control temperature.
- Turn top handle to control volume.



Belgian Mirror Finish



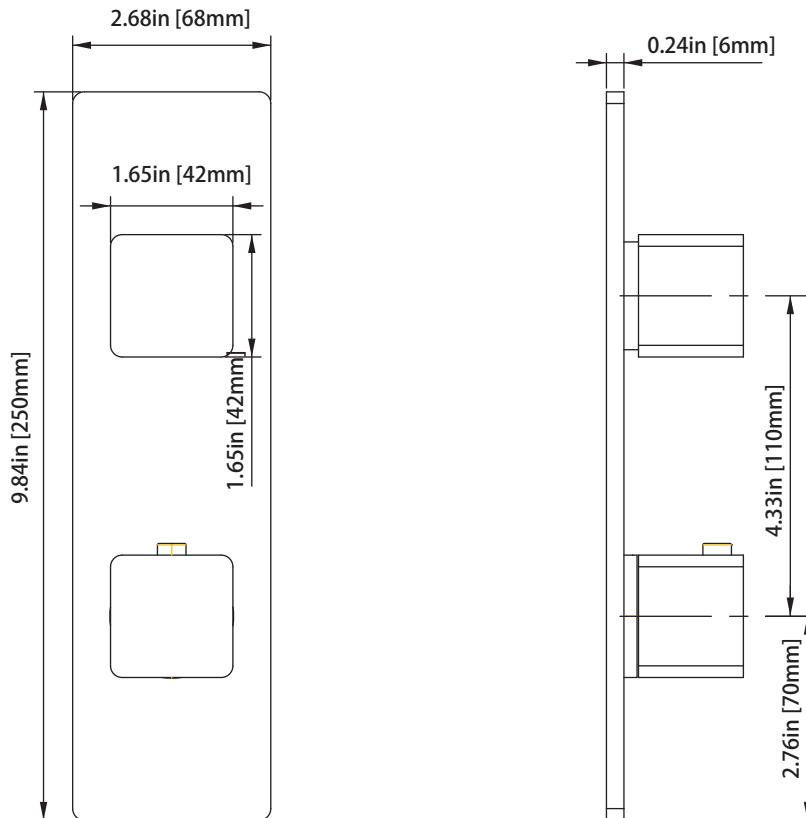
Legislation Compliance



ZeroDrip Technology

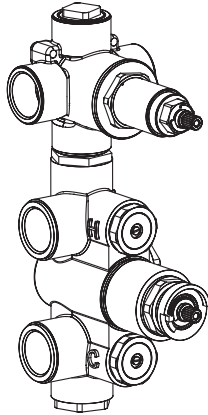


Technical Diagram





TVH.2717F | 3/4" Thermostatic Valve With 2-Way Diverter & Integrated Volume Control Page 1 of 2



SPECIFICATIONS:

- Turn bottom knob to control temperature.
- Turn top knob to control water flow.
- Thermostatic Valve Flow Rate - 8.0 GPM @ 60 PSI
- Extension Available - TVH.4101E**

STANDARDS:

- ASME A112.18.1 / CSA B125.1

!
A separate volume control is **not** needed to turn water supply off. Volume control functionality is integrated within this valve.

CALGreen Compliant



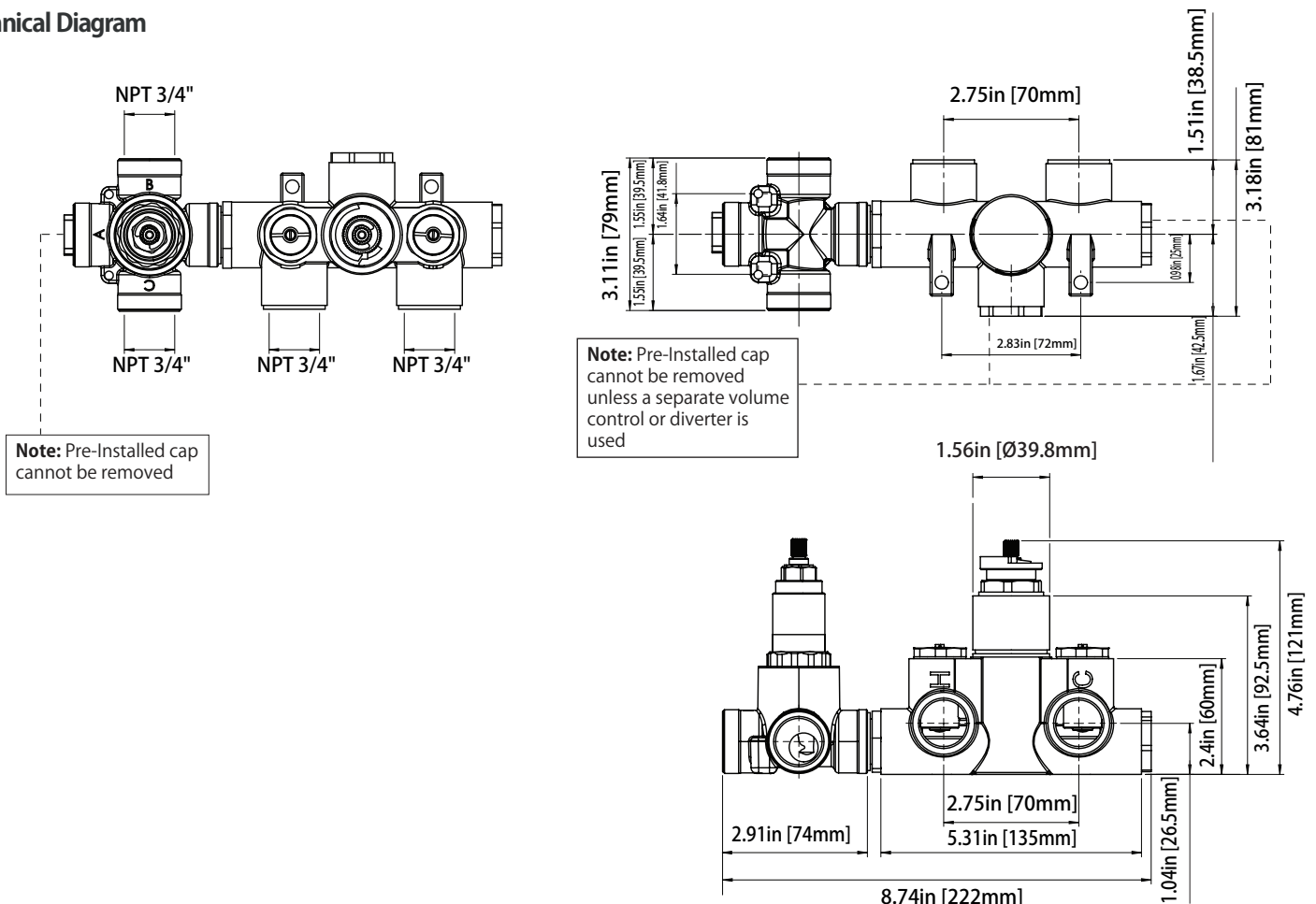
Legislation Compliance



ZeroDrip Technology



Technical Diagram



TVH.2717F | 3/4" Thermostatic Valve With 2-Way Diverter & Integrated
Volume Control Page 2 of 2

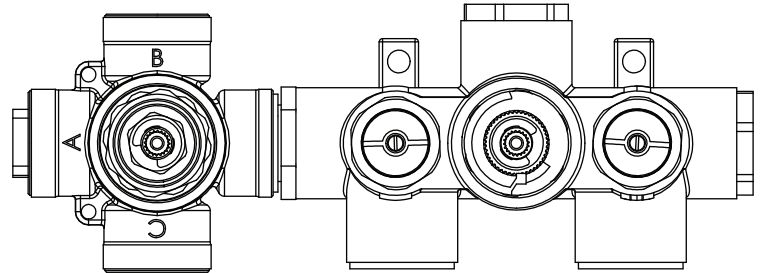


TWO OUPUT - CAL-GREEN - NO SHARED PORT OPERATION

Diverter Cartridge # - **15109** (Included)

Total 3 Positions as defined below, with **only** 1 port active at one time.

- Position 0 - Off - No Water Flow
- Position 1 - Output B Activated
- Position 2 - Output C Activated



TWO OUPUT - SHARED PORT OPERATION

Diverter Cartridge # - **15103** (Not Included)

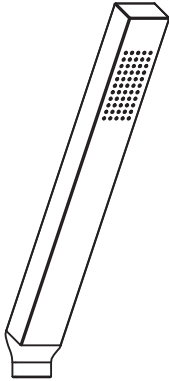
Total 4 Positions as defined below, with 2 ports active at one time.

- Position 0 - Off - No Water Flow
- Position 1 - Output B Activated
- Position 2 - Output B+C Activated
- Position 3 - Output C Activated

HS1006H | Solid Brass Hand Shower

SPECIFICATIONS:

- Solid Brass Construction
- 1.8 GPM Flow Rate
- With back flow prevention check valve



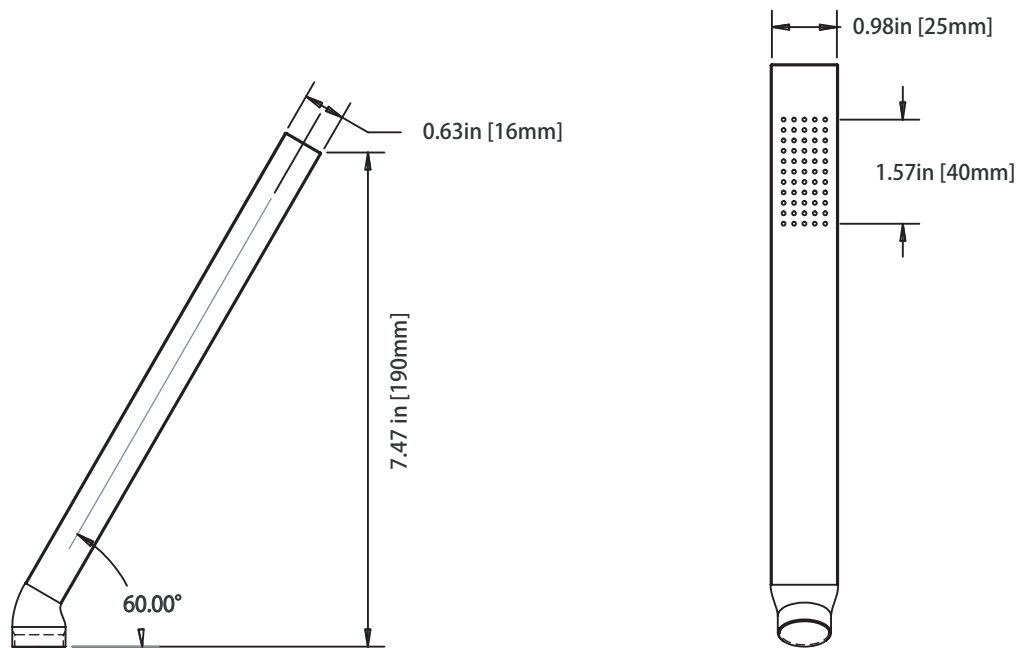
Legislation Compliance



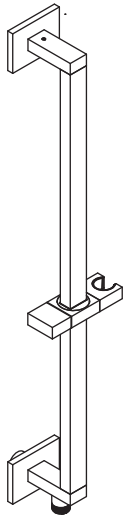
ZeroDrip Technology



Technical Diagram



160.601024A | Slide Bar With Integrated Wall Elbow



SPECIFICATIONS:

- Solid Brass Construction
- Easy front of wall installation
- Integrated wall elbow
- 1/2" female connection with adjustable slide on installation
- Includes check valve with back-flow prevention

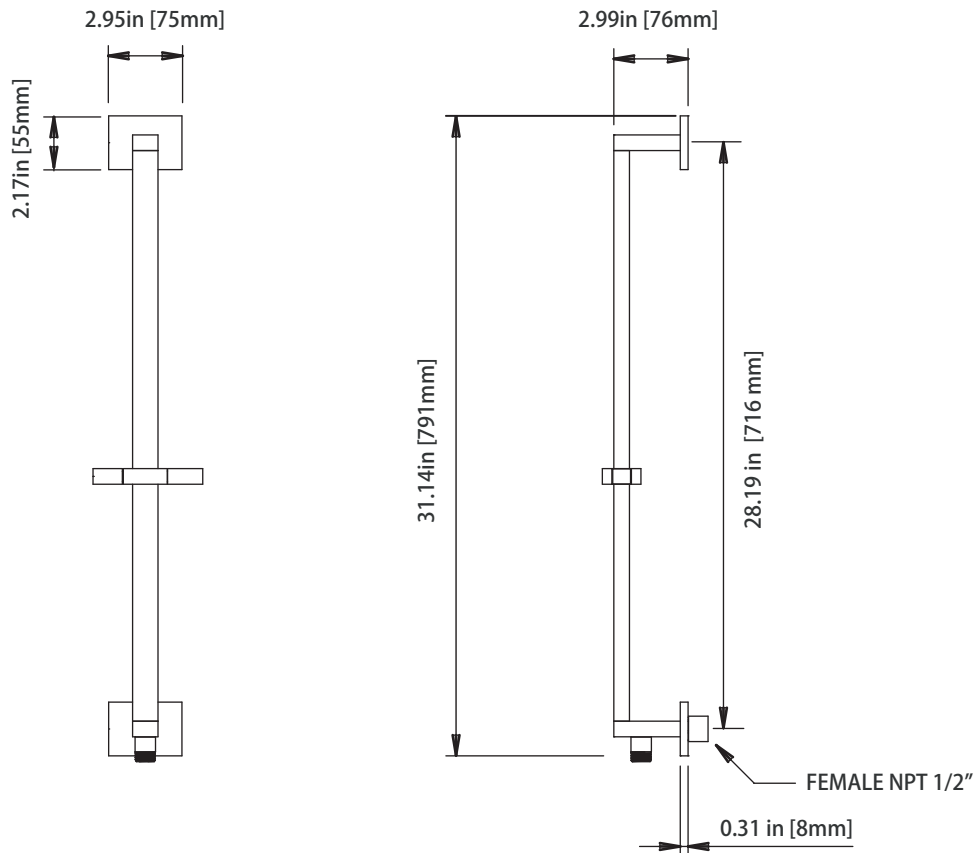
Legislation Compliance



ZeroDrip Technology



Technical Diagram



SP.150EM | Easy Maneuver Hose



SPECIFICATIONS:

- Stainless steel construction
- G-1/2" connection
- 1.5m length

Legislation Compliance



ZeroDrip Technology



Technical Diagram

