




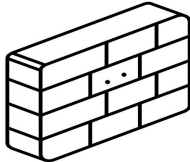
## INSTALLATION INSTRUCTIONS




### DOUBLE HOOK



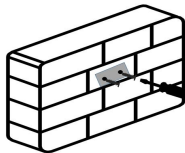
1. Position the bracket where you want to install and mark where the hole locations will be.



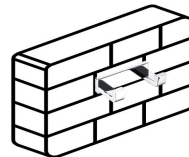
2. Drill 6mm holes where the holes were marked.



3. Insert anchors into the drilled holes using a hammer.



4. Install the bracket onto the wall using screws.



5. Hang the hook onto the bracket and tighten the screws.

## CARE AND MAINTENANCE

- In order to keep the product surface like new please clean the product regularly.
- Wash the product with warm water and a soft cotton cloth.
- Avoid using any harsh cleaning chemicals, brushes or any cloth with a coarse surface to prevent any scratches or corrosion to the product.